


# LOGO GUIDELINES



SUPPORTED BY

**Find**  
*my* **past**



## LOGO GUIDELINES THE BASICS

These guidelines relate primarily to the logo and colour palette for the Women's Prize for Non-Fiction.

This document is regularly reviewed, and is subject to change, as we respond to a dynamic digital and media landscape.

Updated 26 June 2025



CONTENTS

THE LOGO

Primary logo lockup	4
Logo assets	5
Unlocking the logo elements	7
Positioning the logo	8
Logo misuse	9
Our colour palette	10
Colour specifications	11
Contact information	12



RESOURCES

A list of assets (artwork files) is detailed within each section. If you need alternative file formats, or if you have any questions about artwork or branding, please contact:

Peta Phipps, Art Director, Women’s Prize Trust  
**peta@womensprize.com**  
**cc: nonfiction@womensprize.com**



## THE LOGO

# THIS IS THE PRIMARY LOGO LOCKUP

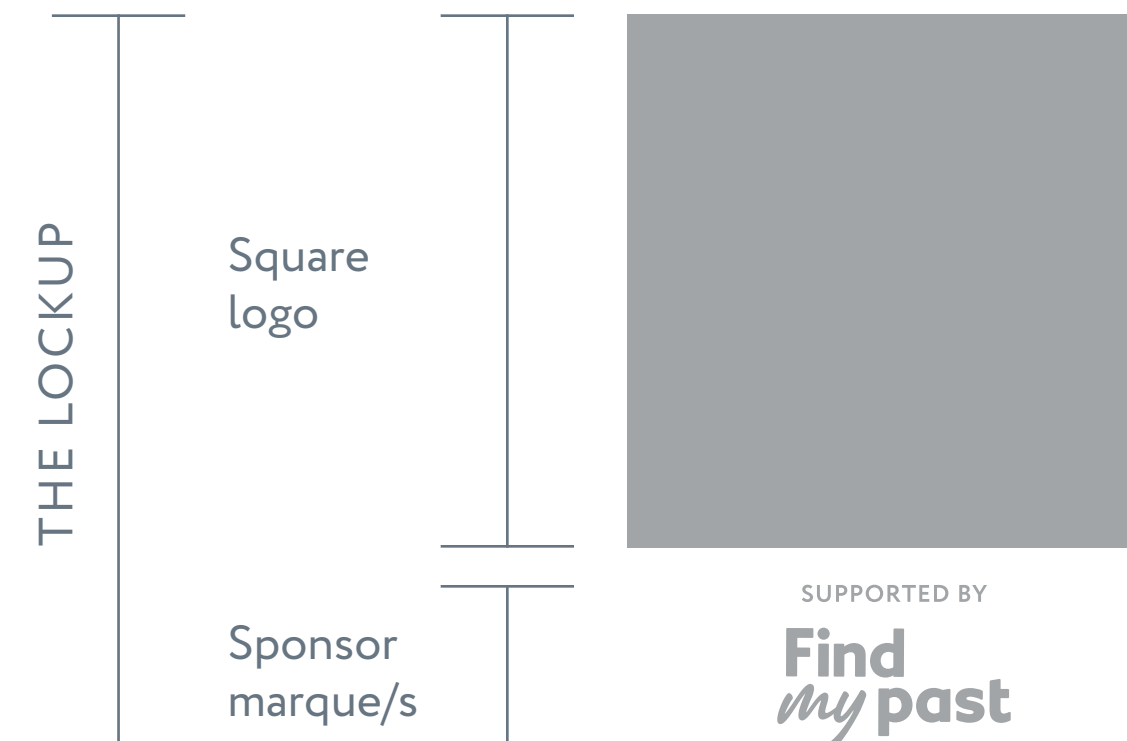
The relative size and position of the elements in the logo lockup are fixed and should not be changed.

The diagram on the right shows the size of the sponsor marque/s relative to the square logo.

*See pages 7 and 8 for information about working with the unlocked elements of the logo.*



SUPPORTED BY  
**Find  
my past**



## EXCLUSION ZONE

The exclusion zone is a protected area around the logo. Never encroach the exclusion zone with any other message or text.



The diagram on the left is a guide to the protected area – *shown here in white* – around the logo.

This clear space is proportional to the logo. We use the two diagonal blocks (from the 'W' symbol) as a visual guide to clear space.



THE LOGO

LOGO ASSETS 1

Naming convention: each iteration of the logo is identified by a number – as shown below.  
Files are supplied in vector (ai) and png format.

LOGO ELEMENTS


00

The square logo

**Sponsor marques**  
The sponsor of the Women's Prize for Non-Fiction 2026 is Findmypast.



THIS IS OUR  
MAIN logo



LOGO LOCKUPS

01

**Primary logo lockup**  
The lockup should be the first choice when choosing a graphic element to represent the Women's Prize for Non-Fiction.



02

**Secondary**  
Use this version (with partner marques in white) to ensure legibility on dark backgrounds.



Example of the logo lockup on a dark background colour.

03

**Tertiary**  
Use this version (ink) if you need a greater contrast, for example over a photo.



THE LOGO

LOGO ASSETS 2

Naming convention: each iteration of the logo is identified by a number – as shown below.  
Files are supplied in vector (ai) and png format.

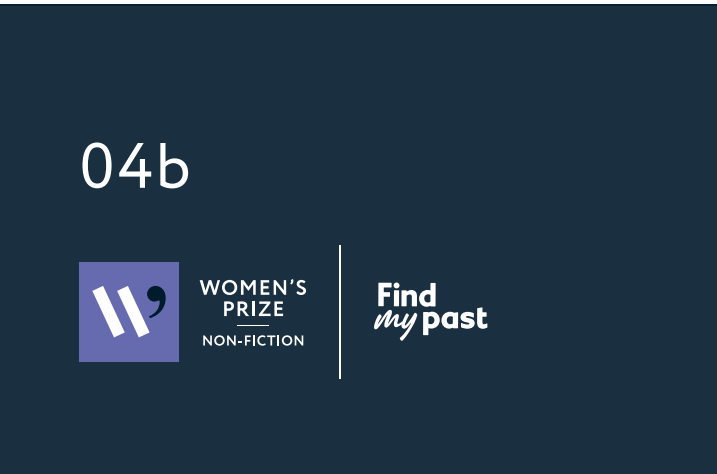
HOIRIZONTAL 'LINE' LOGOS

04  
**Small line logo**  
Use where space is limited. (Note: This logo version does not include the year/date.)

04a



04b



05  
**Mini**  
For use on video content (where space is limited).

05a



05b



THE ICON

06  
**Icon**  
The colour-themed 'W' symbol (icon) is our landmark.\*



\*This can also be used on multi-page documents where the primary logo appears on the first page.



## THE LOGO

# UNLOCKING THE LOGO ELEMENTS

When the logo is used at a smaller size, the sponsor marque/s are **unlocked** and moved away from the square logo.

The sponsor marque/s can then be used at a larger size (proportionally) to ensure maximum visibility for our sponsors. The sponsor marque is moved to an endorsement position along the bottom edge of the design.



### ASSETS

The square logo and the sponsor marque/s are supplied as separate files in both vector format (ai) and png

---

## LOGO LOCKUP



This is an example of a design using the primary logo lockup.

## LOGO ELEMENTS UNLOCKED



This is an example of a design using the unlocked logo elements. The sponsor marque is used at a larger size (proportionally) and moved to the bottom edge of the design.



## THE LOGO

This is another example of how the separate (unlocked) logo elements can be used in a layout.





## LOGO MISUSE

Please take special care when using the logo.

### OUR LOGO IS OUR MOST VALUABLE ASSET

Do not attempt to redraw or recreate any element of the logotype. Use the approved digital files of the artwork supplied by the Women's Prize.



If you need alternative file formats, or if you have any questions about artwork or branding, please contact:

Peta Phipps, Art Director,  
Women's Prize Trust  
[peta@womensprize.com](mailto:peta@womensprize.com)  
cc: [nonfiction@womensprize.com](mailto:nonfiction@womensprize.com)



Do not change the transparency of the logo.



Do not change the colours.



Do not use drop shadows or any other effects.

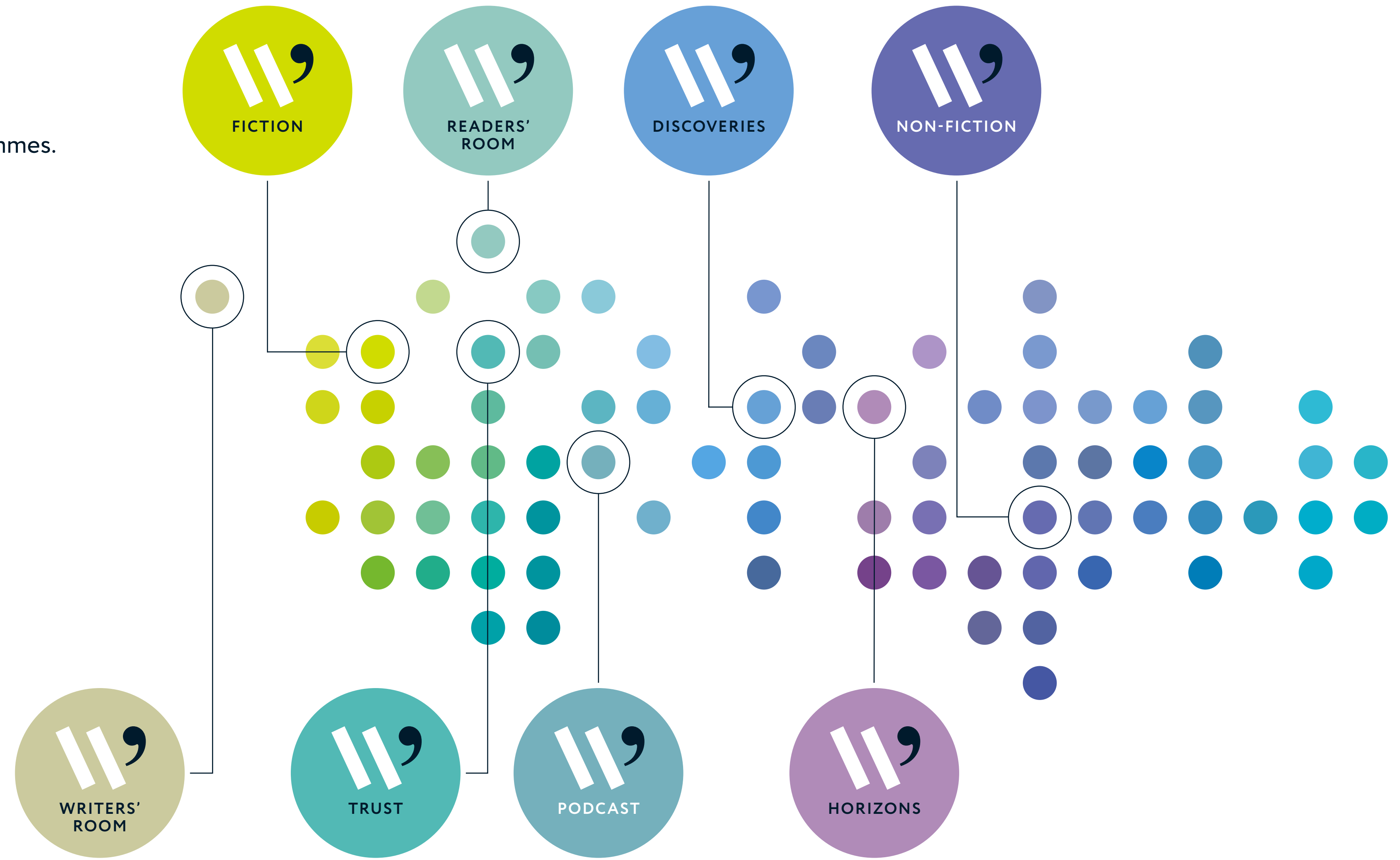


Do not change the proportions of the logo lockup or distort the logo.

## OUR COLOUR PALETTE

We use our expanded colour palette to differentiate the individual prizes and programmes.

The colours create a unique, identifiable and harmonious identity.





## COLOUR SPECIFICATIONS


# THE SIGNIFYING COLOUR FOR THE WOMEN'S PRIZE FOR **NON-FICTION** IS **INDIGO**

Indigo is a colour rich in aesthetics and meaning. It is the colour of creativity, knowledge and wisdom, and celebrates the brilliantly talented women writers of non-fiction.




### **INDIGO**

C:68 M:59 Y:0 K:0  
R:102 G:107 B:176  
#666bb0



### **INK**

C:80 M:37 Y:15 K:90  
R:0 G:26 B:44  
#001a2c



### **WHITE**

C:0 M:0 Y:0 K:0  
R:255 G:255 B:255  
#ffffff





## TALK TO US

Please contact us if you have any questions about the logo or the digital files supplied.

We do not require sign-off for every document or design that incorporates the logo, **with the exception of book jackets incorporating the longlisted, shortlisted or winner sticker design** (see sticker guidelines document).

Please get in touch if you are unsure about logo size or placement; we are always happy to review any artwork or documents implementing the logo.

Please send any queries about artwork or branding to:

Peta Phipps, Art Director, Women's Prize Trust  
**peta@womensprize.com**  
**cc: nonfiction@womensprize.com**

## JOIN THE CONVERSATION

**womensprize.com**  
**@WomensPrize #WomensPrize**



BOOK CLUB







ICONIC